

ALICE

In Frederick County, MD

Asset Limited, Income Constrained, Employed



Presented by:



Statewide Sponsor:



Local ALICE Partners:

Advocates for Homeless Families; Blessings in a Backpack; Boys & Girls Club of Frederick County; Care Net Pregnancy Center of Frederick; Children of Incarcerated Parents Partnership; City of Frederick; The Community Foundation of Frederick County; Community Living, Inc.; Federated Charities; The Frederick Center; Frederick County Government; Frederick County Public Libraries; Frederick County Public Schools; Frederick Rescue Mission; Girls on the Run of Mid & Western Maryland; Habitat for Humanity of Frederick County; Heartly House; Hood College; Hospice of Frederick County; Housing Authority of the City of Frederick; Interfaith Housing Alliance; Kiwanis Club of Frederick; Literacy Council of Frederick County; Marriage Resource Center; Mental Health Association of Frederick County; New Spire Arts; Partners in Care; Second Chances Garage; Spanish Speaking Community of Maryland; Helen J. Serini Foundation; SHIP of Frederick County; Woman to Woman Mentoring; Zavos Architecture+Design

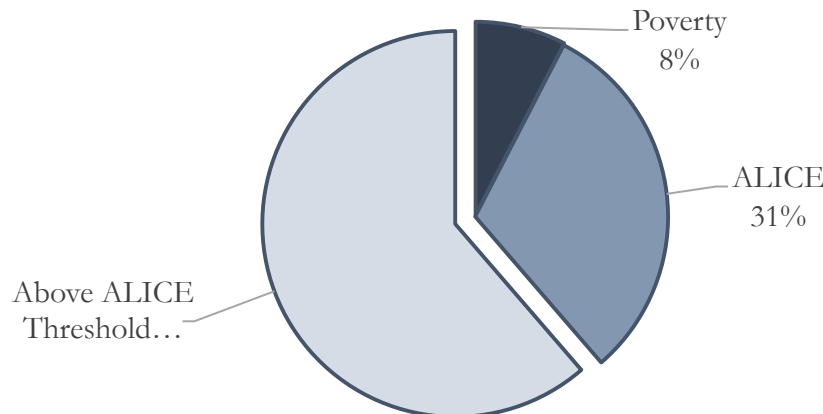
ALICE Household Survival Budget Frederick County, MD Released 2018 (2016 data)

	Single Adult	Married Couple	1 Adult, 1 School-Age Child	2 Adults, 1 Infant, 1 Preschooler
Housing	\$1,307	\$1,402	\$1,402	\$1,623
Child Care	\$0	\$0	\$416	\$1,490
Food	\$182	\$414	\$344	\$603
Transportation	\$361	\$488	\$488	\$722
Health Care	\$229	\$459	\$579	\$860
Miscellaneous	\$268	\$348	\$393	\$637
Technology	\$55	\$75	\$55	\$75
Taxes	\$541	\$647	\$644	\$993
Monthly Total	\$2,943	\$3,833	\$4,321	\$7,003
Annual Total	\$35,316	\$45,996	\$51,852	\$84,036
Hourly Wage	\$17.66	\$23.00	\$25.93	\$42.02

Note: The budgets reflect different costs based on the age of children in the household; full-day care for infants and preschoolers (4-year-old) and after school care for school-age children. To create budgets for additional family types: For an additional infant, increase the total budget by 15%; for an additional 4-year-old, by 13%; and for a school-age child, by 8%.

Source: U.S. Department of Housing and Urban Development; U.S. Department of Agriculture; Bureau of Labor Statistics; Internal Revenue Service; Tax Foundation; and Maryland Family Network, 2016.

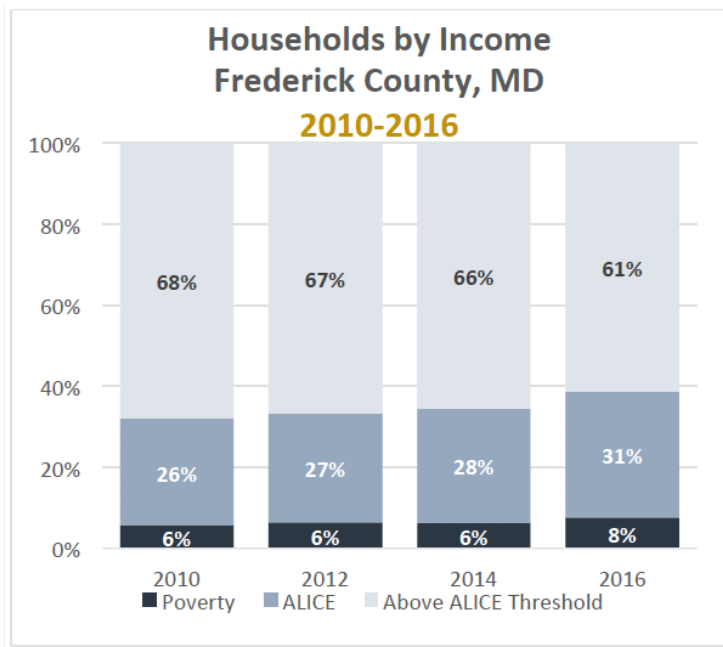
ALICE Represents 39% of Total Households Frederick County, MD Total Households: 89,800



Source: American Community Survey, 2016, and the ALICE Threshold, 2016.

What does it cost to afford the basic necessities in Frederick County, MD?

The Household Survival Budget gives the cost of housing, child care, food, transportation, and health care at the bare-minimum “survival” level. It does not include any savings, leaving households without a cushion for unexpected expenses and unable to invest in the future. Yet even this minimal budget was much higher than the adjusted Federal Poverty Level of \$11,880 for a single adult and \$24,300 for a family of four in 2016.



How has the number of struggling Frederick County households changed over time?

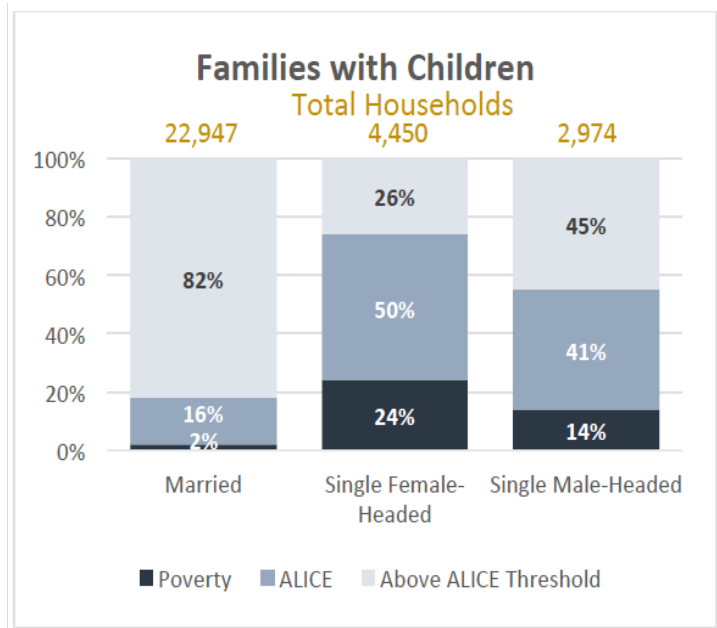
The number of households below the ALICE Threshold fluctuates throughout the year. Households move in and out of poverty and ALICE as their circumstances worsen or improve. The general trend has been a flat recovery since 2010, the end of the Great Recession. In many locations, the cost of basics has increased more than wages, leading to an increase in the number of ALICE households.

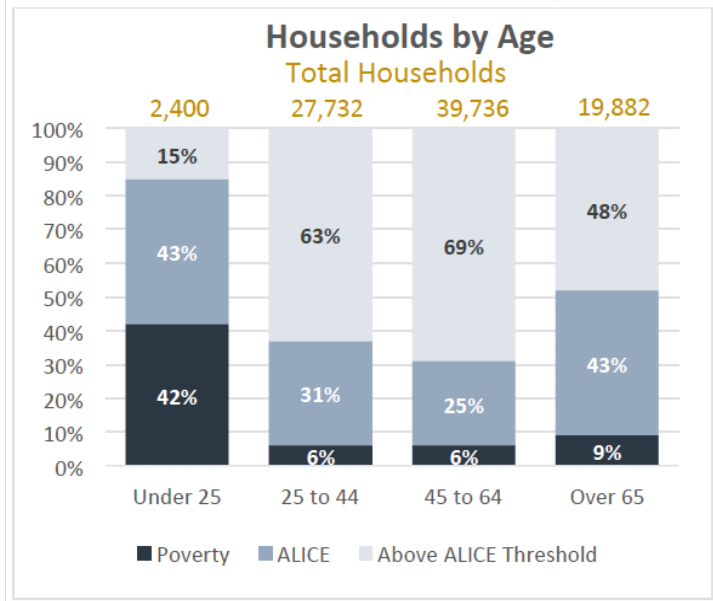
Source: American Community Survey, 2016 and the ALICE Threshold, 2016.

How many Frederick County families with children are struggling?

Children add significant expenses to a family budget, so it is not surprising that many families with children live below the ALICE Threshold. Though more Frederick County families are headed by married parents, those families with a single parent are much more likely to have income below the ALICE Threshold.

Source: American Community Survey, 2016, and ALICE Threshold, 2016.





What are the difference in Frederick County ALICE households by age?

There are ALICE households in every age bracket. The youngest group (people under 25) is more likely to be in poverty, and both the youngest and the oldest (people 65 or older) are more likely to be ALICE.

Source: American Community Survey, 2016, and ALICE Threshold, 2016.

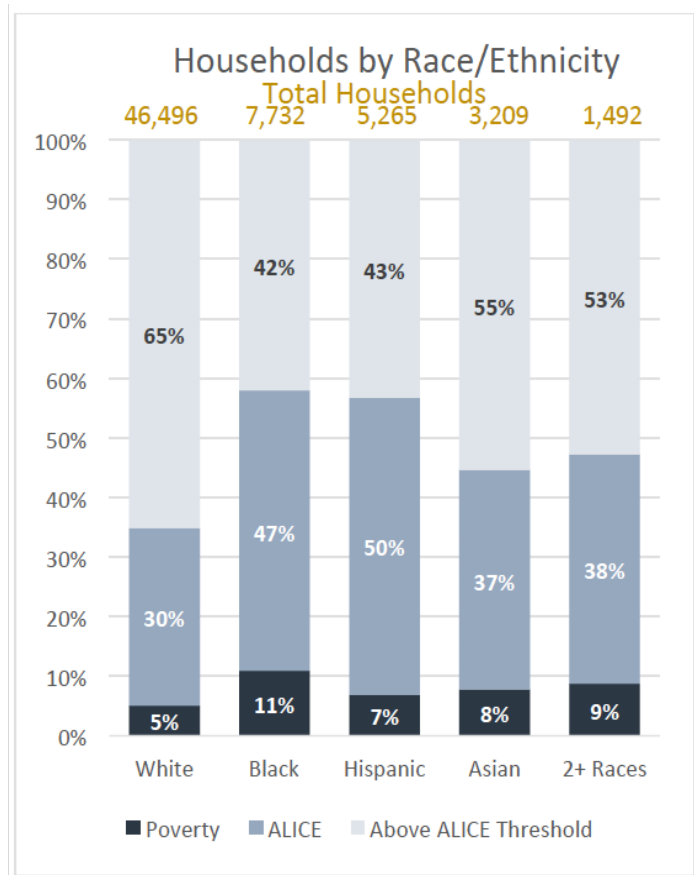
What races and ethnicities are ALICE families in Frederick County?

Overall, the race and ethnicity of Frederick County ALICE households fairly closely mirrors that of the total population. Yet some groups still face economic and legal barriers that limit their earnings and make them more likely to live below the ALICE Threshold.

Source: American Community Survey, 2016, and ALICE Threshold, 2016.

Note: Race/ethnicity is self-reported data. Typically, this data experiences a reduced level of households reporting. However, 64,194 households (71.5%) self-reported race/ethnicity data.

Data in all categories except Two or More Races is for one race alone. Because race and ethnicity are overlapping categories, the totals for each income category do add to 100 percent exactly.



Frederick County, 2016		
Town	Total HH	% ALICE & Poverty
Adamstown	754	16%
Ballenger Creek	7,274	46%
Bartonsville	538	37%
Braddock Heights	1,053	37%
Brunswick City	2,266	52%
Buckeystown	532	40%
City of Frederick	27,035	51%
Emmitsburg	1,052	64%
Jefferson	802	32%
Libertytown	418	55%
Linganore	3,177	25%
Middletown	1,450	24%
Monrovia	101	23%
Myersville	573	23%
New Market	347	31%
Point of Rocks	552	28%
Rosemont Village	133	46%
Sabillasville	109	60%
Spring Ridge	2,152	37%
Thurmont	2,533	53%
Urbana	3,347	15%
Walkersville	2,140	41%
Woodsboro	402	40%

In what Frederick County municipalities are ALICE households found?

ALICE households are found in every city and town in Frederick County. However, the data indicate that ALICE households are concentrated in rural communities and the City of Frederick.

Communities such as Urbana and Adamstown appear to be relatively insulated from the plight of ALICE households, although ALICE households are still present there, albeit in smaller numbers.

Note: Municipal level data on this is 5-year averages for Incorporate Places. Totals will not match county-level numbers because some places cross county borders, data is not available for the smallest places, and county-level data is often 1-year estimates.

Additional ALICE Resources

Please go to www.uwfrederick.org for more information about ALICE in Frederick County and the activities at United Way of Frederick County to support ALICE households.

For more information about ALICE in Maryland and for an interactive statewide map, please go to www.unitedwayalice.org/maryland. Please note that the full 2018 ALICE Report for Maryland, methodology, data files, county pages and bibliography are also publically available.

Information about the national ALICE project is available at www.unitedwayalice.org.

Information about the American Community Survey is available at www.census.gov/programs-surveys/acs/.

Additional questions about ALICE in Frederick County, opportunities for community presentations and/or media inquiries can be made to Malcolm Furgol at mfurgol@uwfrederick.org.

Thank you!